



Emergency Medical Technology and Emergency Medical Technology: Paramedic

**Program Report
For Greater South Bay and Peninsula Region
(Santa Clara and San Mateo Counties)**

November 2016

12345 El Monte Road
Los Altos Hills, California 94022
650.949.7777

Emergency Medical Technology/Technician (EMT Paramedic)

CIP 2010: A program that prepares individuals, under the remote supervision of physicians, to recognize, assess, and manage medical emergencies in prehospital settings and to supervise Ambulance personnel. Includes instruction in basic, intermediate, and advanced EMT procedures; emergency surgical procedures; medical triage; rescue operations; crisis scene management and personnel supervision; equipment operation and maintenance; patient stabilization, monitoring, and care; drug administration; identification and preliminary diagnosis of diseases and injuries; communication and computer operations; basic anatomy, physiology, pathology, and toxicology; and professional standards and regulations.

Target Occupations[‡]

Emergency Medical Technicians and Paramedics (29-2041)

Ambulance Drivers and Attendants, Except Emergency Medical Technicians (53-3011)

[‡]Based on EMSI crosswalk of the Classification of Instructional Programs (CIP) codes with Standard Occupational Classification (SOC) codes as published by the U.S. Department of Education.

In 2016, the number of Emergency Medical Technology/Technician (EMT/EMTP) jobs in the target occupations in Santa Clara and San Mateo Counties totaled 768. The Bureau of Labor Statistics (BLS) expects the total number of positions to increase by almost 5% over the next three years.

Occupation Summary for Emergency Medical Technology

768 Jobs (2016)¹ 71% below National average ²	5.2% % Change (2016-2019)³ Nation: 8.5%	\$21.51/hr Median Hourly Earnings Nation: \$15.65/hr
---	--	--

¹Based on total number of jobs for target occupations in Santa Clara and San Mateo Counties.

²Represents occupation density as compared to national average (national average=1).

³Based on turnover and new jobs.

Target occupations that are mapped to the Emergency Medical Technology/Technician (EMT/EMTP) program are disaggregated to see which occupations are projected to see the highest number of annual openings (Emergency Medical Technicians and Paramedics), highest percentage rate of growth over the next three year (Emergency Medical Technicians and Paramedics), and the highest median hourly earnings (Emergency Medical Technicians and Paramedics). While both Emergency Medical Technicians and Paramedics and Ambulance Drivers and Attendants are expected to experience job growth, these occupations are less represented and concentrated in our region (Santa Clara and San Mateo Counties) compared to the national average.

Target Occupations

Occupation	2016 Jobs	Annual Openings	Median Hourly Earnings	Growth (2016 - 2019)	Location Quotient (2016)
Emergency Medical Technicians and Paramedics	704	30	\$22.36/hr	5.40%	0.29
Ambulance Drivers and Attendants, Except Emergency Medical Technicians	64	3	\$12.46/hr	3.13%	0.31

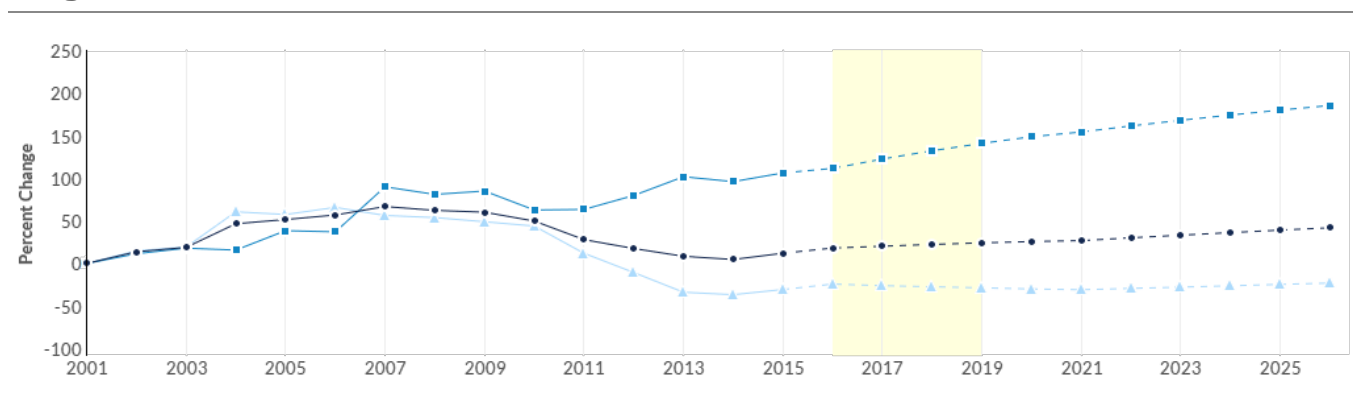
Growth in Emergency Medical Technology/Technician (EMT/EMTP) occupations show how each occupation is projected to increase in jobs over the next three years. A growth of about 5% is expected in the next three years for Emergency Medical Technology/Technician (EMT/EMTP).

Growth for Emergency Medical Technology/Technician (EMT/EMTP)

768 2016 Jobs	808 2019 Jobs	40 Change (2016-2019)	5.2% % Change (2016-2019)
-------------------------	-------------------------	---------------------------------	-------------------------------------

Occupation	2016 Jobs	2019 Jobs	Change	% Change
Emergency Medical Technicians and Paramedics (29-2041)	704	742	38	5%
Ambulance Drivers and Attendants, Except Emergency Medical Technicians (53-3011)	64	66	2	3%

Regional Trends

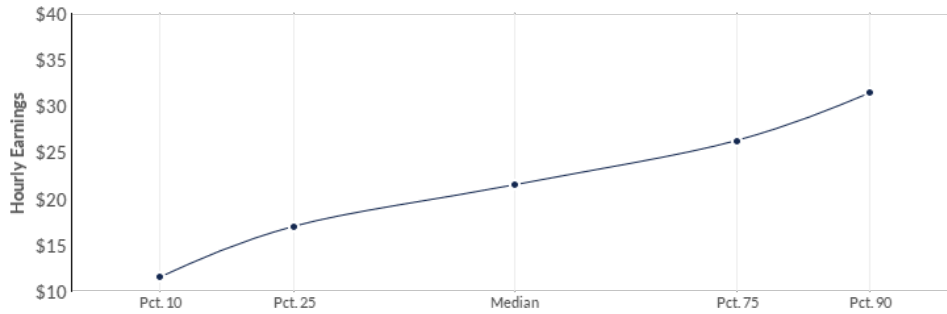


Region	2016 Jobs	2019 Jobs	Change	% Change
● Region	768	808	40	5.2%
● San Mateo County, CA	429	488	59	13.8%
● Santa Clara County, CA	340	320	-20	-5.9%

The percentile earnings table shows the range Emergency Medical Technology/Technician (EMT/EMTP) occupations earn in the region. While the median earnings are \$21.51/hour, wages can range from below \$17/hour to above \$26/hour. Each of the target occupations' range in wages is also displayed.

Percentile Earnings for Emergency Medical Technology/Technician

\$17.01/hr 25th Percentile Earnings	\$21.51/hr Median Earnings	\$26.28/hr 75th Percentile Earnings
---	--------------------------------------	---



Occupation	25th Percentile Earnings	Median Earnings	75th Percentile Earnings
Emergency Medical Technicians and Paramedics (29-2041)	\$17.56	\$22.36	\$27.34
Ambulance Drivers and Attendants, Except Emergency Medical Technicians (53-3011)	\$11.12	\$12.46	\$14.95

Program Completion Data

Program data reviews completion information about awards by institution and types of awards conferred in the region (Santa Clara and San Mateo Counties). Foothill College is one of the four regional institutions that is supporting and preparing for Emergency Medical Technology/Technician (EMT/EMTP) occupations.

Program Summary for Emergency Medical Technology/Technician (EMT Paramedic)

4	145	52
Regional Institutions	Regional Program Completions (2015)	Annual Openings (2015)
had Completions in the last 13 years	Foothill College Completions: 14	

Regional Completions by Institution

Institution	Certificates (2015)	Degrees (2015)	Total Completions (2015)
Skyline College	83	0	83
WestMed College	48	0	48
Foothill College	0	14	14
San Jose City College	0	0	0

Regional Completions by Award Level

Award Level	Completions (2015)	Percent
Award of less than 1 academic year	83	57.2% 
Award of at least 1 but less than 2 academic years	48	33.1% 
Associates degree	14	9.7% 


Target Occupations Demographics

The demographics among those employed in Emergency Medical Technology/Technician (EMT/EMTP) occupations in Santa Clara and San Mateo Counties for 2016 show that there are a majority of males (65%) and more than a third are between the ages of 25-34 (39%) and more than half are White (59%).








Occupation Gender Breakdown

Gender	2016 Jobs	2016 Percent
Males	501	65.2% 
Females	267	34.8% 

Occupation Age Breakdown

Age	2016 Jobs	2016 Percent
14-18	1	0.1% 
19-24	70	9.1% 
25-34	296	38.5% 
35-44	223	29.0% 
45-54	119	15.5% 
55-64	49	6.4% 
65+	10	1.3% 

Occupation Race/Ethnicity Breakdown

Race/Ethnicity	2016 Jobs	2016 Percent
White	455	59.2% 
Hispanic or Latino	175	22.8% 
Asian	77	10.0% 
Black or African American	36	4.7% 
Two or More Races	20	2.6% 
American Indian or Alaska Native	4	0.5% 
Native Hawaiian or Other Pacific Islander	2	0.2% 

Industries Employing Emergency Medical Technology/Technician (EMT/EMTP) Occupations

A number of industries in Santa Clara and San Mateo Counties employ those trained in Emergency Medical Technology/Technician (EMT/EMTP) and its related occupations. The following table represents a regional industry breakdown of the number of Emergency Medical Technology/Technician (EMT/EMTP) positions employed, the percentage of Emergency Medical Technology/Technician (EMT/EMTP) employed by industry and the Emergency Medical Technology/Technician (EMT/EMTP) jobs represent within all jobs by each industry. While Ambulance Services employed 41% of all regional Emergency Medical Technology/Technician (EMT/EMTP) positions in 2016, Emergency Medical Technology/Technician (EMT/EMTP) occupations composed a majority of jobs in that industry (59%).

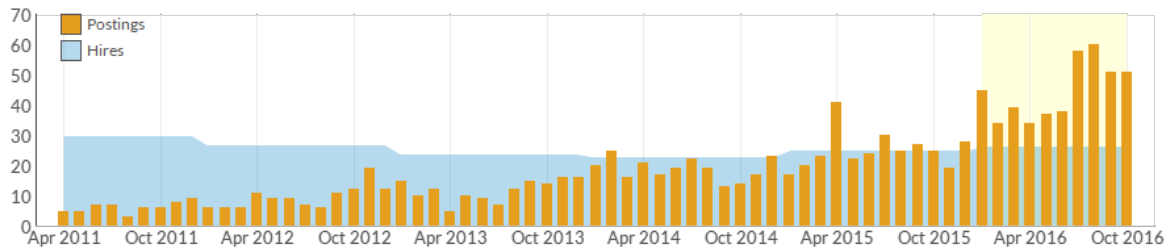
Industries Employing Emergency Medical Technology/Technician (EMT/EMTP) Occupations

Industry	Occupation Group Jobs in Industry (2016)	% of Occupation Group in Industry (2016)	% of Total Jobs in Industry (2016)
Ambulance Services	317	41.3%	59.1%
Local Government, Excluding Education and Hospitals	218	28.3%	0.5%
General Medical and Surgical Hospitals	86	11.2%	0.3%
Hospitals (Local Government)	44	5.8%	0.5%
HMO Medical Centers	15	1.9%	0.2%

In an average month, there were 45 unique (internet) job postings for Emergency Medical Technology/Technician (EMT/EMTP) jobs, and 26 actually hired from January 2016 to October 2016. This means there was approximately 1 hire for every 1 unique (internet) job posting for occupations in Emergency Medical Technology/Technician (EMT/EMTP). In cases where there were hires but no job postings, it suggests that the internet may not be the primary way that job openings for these occupations are advertised.

Job Postings vs. Hires

45	26
Avg. Monthly Postings (Jan 2016 - Oct 2016)	Avg. Monthly Hires (Jan 2016 - Oct 2016)



Occupation	Avg Monthly Postings (Jan 2016 - Oct 2016)	Avg Monthly Hires (Jan 2016 - Oct 2016)
Emergency Medical Technicians and Paramedics	45	23
Ambulance Drivers and Attendants, Except Emergency Medical Technicians	0	3

The top five relevant hard and soft skills employers list in Emergency Medical Technology/Technician (EMT/EMTP) job posting descriptions are listed below. “Postings with skill” is the total amount of (internet) job postings that mention the skill listed below. These numbers may be higher than the average monthly postings from above, because this number includes duplicated (internet) job postings. “Relevance scores” gauge relevance of the skill by representing the frequency in which this skill is being mentioned in (internet) job postings for Emergency Medical Technology/Technician (EMT/EMTP) compared to all other (internet) job postings.

Most Relevant Hard Skills

Skill	Relevance Score	Postings with Skill
Incident Report	478.61	61
Emergency Medical Technician	283.57	242
Ambulances	114.38	66
Defibrillation	69.75	35
Airway Management	38.41	11

Most Relevant Soft Skills

Skill	Relevance Score	Postings with Skill
Endurance	4.80	13
Ethics	0.41	21
Cleanliness	0.19	9
Leadership	0.05	25

Appendix A - Data Sources and Calculations

Location Quotient

Location quotient (LQ) is a way of quantifying how concentrated a particular industry, cluster, occupation, or demographic group is in a region as compared to the nation. It can reveal what makes a particular region unique in comparison to the national average.

Occupation Data

Emsi occupation employment data are based on final Emsi industry data and final Emsi staffing patterns. Wage estimates are based on Occupational Employment Statistics (QCEW and Non-QCEW Employees classes of worker) and the American Community Survey (Self-Employed and Extended Proprietors). Occupational wage estimates also affected by county-level Emsi earnings by industry.

Completers Data

The completers data in this report is taken directly from the national IPEDS database published by the U.S. Department of Education's National Center for Education Statistics.

Institution Data

The institution data in this report is taken directly from the national IPEDS database published by the U.S. Department of Education's National Center for Education Statistics.

CareerBuilder/Emsi Job Postings

Job postings are collected from various sources and processed/enriched by Careerbuilder to provide information such as standardized company name, occupation, skills, and geography. Emsi performs additional filtering and processing to improve compatibility with Emsi data.

State Data Sources

This report uses state data from the following agencies: California Labor Market Information Department