

## COURSE INFORMATION

**Course Title:** Developing Applications for IOS

**Meeting Time:** Online with multiple online interactions each week

**Meeting Location:** <https://foothillcollege.instructure.com/courses/5132>

### **Hardware/Software Requirements:**

- a Mac running macOS High Sierra or Sierra,
- the installation and use of Xcode 9 and
- the installation and use of iBooks is REQUIRED for this course.
- you will likely need at LEAST 6GB RAM to keep from being too frustrated when running the simulator in Xcode 9. Less than that, instantiation of the virtual device and simulation may be glitchy or slow.
- **IMPORTANT NOTE:** Installing macOS as a virtual box is not an option.

**Method of Instruction:** This course is an online course. We will use Canvas as our learning management tool and all textbook curriculum and interactions are provided by Apple Education. The URL for Canvas course portal access can be found above. The URL for course text can be found below.

**Textbook:** (Required) [Introduction to App Development with Swift](#). Apple Education, Version 4.0.

Requirements: To view this book, you must have an iPad with iBooks 2 or later and iOS 5 or later, or an iPhone with iOS 8.4 or later, or a Mac with OS X 10.9 or later. Download your required text from the following URL: <https://itunes.apple.com/us/book/intro-to-app-development-with-swift/id1118575552?mt=11>

## INSTRUCTOR INFORMATION

**Instructor:** Heidi Gentry-Kolen

**Contact:** Mobile: 650-947-5233 (**DO NOT TEXT**)

e-mail: **please only use CANVAS MESSAGING**

**IMPORTANT NOTE:** ( *there is a discussion thread in Canvas for student questions. It is preferred that you post your questions there (instead of e-mailing them to me) so that the entire class can benefit from your question*

*and my (or other students') answers. Of course, if your communication is private in nature regarding specifics about your class experience, grades, labs, etc., please feel free to contact me directly USING CANVAS MESSAGE or via office hours.*

**Office Hours:** Thursdays from 8:00 am - 9:00 am online using Zoom (a free video conferencing tool ). Or by appointment.

**The information you will need to use Zoom:**

**Join from PC, Mac, Linux, iOS or Android:**

<https://zoom.us/j/3632522298>

**Or iPhone one-tap (US Toll):**

+14086380968,3632522298# or

+16465588656,3632522298#

**Or Telephone:**

Dial: +1 408 638 0968 (US Toll) or +1 646 558 8656 (US Toll)

**Meeting ID:** 363 252 2298

**International numbers available:** <https://zoom.us/join?meetingid=3632522298>

m=SNrr4ss-0aP06xPCU5E\_zVm9Qfu-U6lb

**Announcements:** <http://www.twitter.com/courseIntel> and in our **Canvas course shell ANNOUNCEMENTS** page

**Video Tutorials:** <https://www.youtube.com/heidigentrykolen> and in our **Canvas course shell** (embedded lectures and tutorial videos)

## EVALUATION AND GRADING

Assessment	Percentage
Lecture Interactions / Discussions	15%
Labs	10%
Quizzes	15%
Midterm Exam 1	15%
Midterm Exam 2	15%
Semester Project	15%
Final Exam	15%

Percentage	Letter Grade
97% - 100%	A+*
93% - 96%	A
90% - 92%	A-
87% - 89%	B+
83% - 86%	B
80% - 82%	B-
77% - 79%	C+
70% - 76%	C**
67% - 69%	D+
63% - 66%	D
60% - 62%	D-
0% - 59%	F

\* The "A+" letter grade will appear on student's transcript but is calculated as a 4.0.

\*\* The California Educational Code does not allow for a "C-" grade.

## INSTRUCTIONAL METHODS

- This is an online course using Canvas LMS.
  - If you are new to online learning please see Foothill College's Getting Started page: <http://www.foothill.edu/fga/getstarted.php>
  - If you are new to Canvas, please see the [http://www.foothill.edu/fga/canvas\\_login.php](http://www.foothill.edu/fga/canvas_login.php) information.
  - Access the class website through Canvas.
  - All graded assignments will be submitted through Canvas and there will be several ungraded assignments that are completed in the interactive text offered through Apple Education.
  - It is expected that students enrolled in this class know how to use Canvas and navigate through website.
- This course requires regular and substantive contact throughout the term.
  - Students must access the online classroom at least **three days each week** in order to participate in class discussion and check for announcements and private messages.

- o This course has a regular schedule with due dates. **Late work is not accepted.** There will be an extra credit opportunity (offered to all students in the course) offered at some point before the end of the semester to help all in the class recapture some points in the case that you miss a deadline.
- o Again: **No late work is accepted—if you miss an assignment be sure to complete the extra credit opportunity to try to recapture points.**
- This class is divided into modules
  - o Each module has content and interaction requirements and assessments.

## CATALOG DESCRIPTION

An introduction to programming the iPhone, iPad and iPod Touch. Covers Swift, and the Model/View/Controller architecture. Students will develop useful applications that include common user interface elements, common programming constructs and data structures.

## COURSE OBJECTIVES

The student will be able to:

1. Use Xcode to develop apps for the iPhone, iPad and iPod Touch.
2. Analyze a user's needs and create an easy-to-use app that meets those needs.
3. Write a program using the Swift language.
4. Organize a computer program using the Model/View/Controller architecture.
5. Produce clearly written code in an industry standard style.
6. Use Cocoa Touch Frameworks.
7. Perform a task in the background and notify the user when the task is complete.
8. Access built-in applications.
9. Persist data.
10. Use web services.
11. Thoroughly test an app on the simulator or on an actual device

## **STUDENT LEARNING OUTCOMES**

- A successful student will be able to produce clearly written Swift code that solves a given problem.
- A successful student will be able to write a program that stores user data in between sessions.

## **REGULAR STUDENT / FACULTY CONTACT**

### **In our course you can count on the following communications:**

- Weekly announcements which will be posted in the announcement section of Canvas.
- Timely feedback on your lab submissions (within one week of submission).
- Interaction within discussion threads.


























### **You can also count on the following to ensure your success in our online course:**

- I will login to Canvas at least two times per day, five days a week (**Monday through Friday**). I will check the Canvas messaging system and discussion threads for necessary interactions and communications.
- Respond to student questions sent within the Canvas messaging system or posted to discussion thread within 18 hours of them being posted in Canvas -- **Monday through Friday**.
- All work will be evaluated within one week of due date.
- You will be provided a model solution to all labs in the course.

**IMPORTANT NOTE: Please keep as much communication within Canvas as possible: preferably within the discussion thread so that all students can benefit from all interactions and questions.**

## TENTATIVE SCHEDULE

This tentative schedule can be found in Canvas.

Date	Details	
Wed Jan 17, 2018	 <a href="#">Interactive Discussion: Introductions</a>	due by 2pm
	 <a href="#">Interactive Discussion: Playground Basics and App Design</a>	due by 2pm
	 <a href="#">Quiz 1: Overview, Orientation and Syllabus</a>	due by 2pm
	 <a href="#">Quiz 2: App Design and Playground Basics</a>	due by 2pm
Wed Jan 24, 2018	 <a href="#">Interactive Discussion: Identifiers and Strings</a>	due by 2pm
	 <a href="#">Lab 1: Saying Hello!</a>	due by 2pm
	 <a href="#">Quiz 3: Identifiers and Strings</a>	due by 2pm
Wed Jan 31, 2018	 <a href="#">Interactive Discussion: Functions</a>	due by 2pm
	 <a href="#">Lab 2: Your First App</a>	due by 2pm
	 <a href="#">Quiz 4: Functions</a>	due by 2pm
Wed Feb 7, 2018	 <a href="#">Midterm Exam Part 1</a>	due by 2pm
Wed Feb 14, 2018	 <a href="#">Interactive Discussion: Types, Parameters and Results</a>	due by 2pm
	 <a href="#">Quiz 5: Working With Memory</a>	due by 2pm
Wed Feb 21, 2018	 <a href="#">Midterm Exam Part 2</a>	due by 2pm
Wed Feb 28, 2018	 <a href="#">Interactive Discussion: Instances, Methods and Properties</a>	due by 2pm
	 <a href="#">Lab 3: QuestionBot</a>	due by 2pm
	 <a href="#">Quiz 6: Decisions and Methods</a>	due by 2pm
Wed Mar 7, 2018	 <a href="#">Interactive Discussion: Structures</a>	due by 2pm
	 <a href="#">Lab 4: QuestionBot 2</a>	due by 2pm
	 <a href="#">Quiz 7: Constructs and Structures</a>	due by 2pm
Wed Mar 14, 2018	 <a href="#">Interactive Discussion: Enumerations and Switch</a>	due by 2pm
	 <a href="#">Quiz 8: Actions and Outlets, AUFs, Enumerations and Switch</a>	due by 2pm
Wed Mar 21, 2018	 <a href="#">Semester Project</a>	due by 2pm
	 <a href="#">Semester Project Demonstration</a>	due by 2pm
Wed Mar 28, 2018	 <a href="#">Final Exam</a>	due by 2pm

**COLLEGE POLICIES**

- Drop Policy:
  - It is the student's responsibility to drop the class. You must notify the Admissions Office if you want to drop the class.
  - See the Class Schedule document in the Important Class Information module for the last date to drop the class without a grade.
  - Confirm drop dates with the Admissions Office.
- Withdrawal Policy:
  - It is the student's responsibility to withdraw from the class. You must notify the Admissions Office if you want to withdraw from the class.
  - See the Class Schedule document in the Important Class Information module for the last date to drop the class with a "W."
  - Confirm withdraw dates with the Admissions Office.
- Incomplete Policy:
  - College's Incomplete Policy: "For a justifiable, approved reason (serious illness, emergency, etc.), you may ask your instructor for more time to complete coursework. After the end of the eighth week and before the end of the quarter, you must request that the instructor assign a grade of Incomplete (I). . . . We do not assign an incomplete because a student is slow or negligent in submitting required work. If you meet the course requirements within one calendar year, the I grade may be changed; otherwise it may be listed as F." ([Student Handbook, College Policies web page](#)) See the catalog for the full college policy.
- Academic Honesty:
  - Please read the Foothill College [Student Conduct, Discipline & Due Process](#) web page for policies that apply to this class.
  - Any student caught violating the Academic Honesty Policy risks receiving an "F" for that assignment.
  - Students who violate the Academic Honesty Policy or Student Conduct Policy or both may be reported to the Dean.
- All other board, district and college policies are in effect and apply to this class.
- Accommodation of Disability:
  - To obtain disability-related accommodations, students must contact the Disability Resource Center (DRC) as early as possible in the quarter. To contact DRC, you may:

- ♣ Visit DRC in Room 5801 (near Lot 5)
- ♣ Email DRC at <adaptivelearningdrc@foothill.edu>
- ♣ Call DRC at (650) 949-7017
- ♣ For the hearing impaired, the TTD number is (650) 948-6025
- If you already have an accommodation notification from DRC, please contact me privately (by sending me an Etudes private message through to discuss your needs.
- Financial Aid:
  - Visit the Foothill College [Financial Aid Office](#) to find out if you can get money to pay for your classes, books, supplies, and many other expenses. Visit in person by going to Room 8200, call the office at (650) 949-7245, or send an email to <fhfinancialaidoffice@foothill.edu>.
- Technical Assistance:
  - As a student enrolled in an online course, you are responsible for following the posted computer system and browser requirements.
  - Should you need technical assistance, contact the Foothill College [Student Help Center](#).
  - Please notify your instructor **immediately** if you are having problems accessing course materials over the internet or via email, depending on the course delivery method. These problems include, but are not limited to, accessing the course (inactive or wrong URL), inactive or incorrect password, returned email messages, etc. Also, do not put off contacting your instructor if you are having problems understanding the material. Do not just quit logging on. If you don't attend for any length of time, you may be dropped from the course.
  - Please remember that your instructor is **NOT** responsible for:
    - ♣ modem problems
    - ♣ local software problems
    - ♣ problems with your internet service provider
    - ♣ email accounts (other than your campus account)
    - ♣ setting up your email account on your home computer
    - ♣ problems downloading software
  - Please contact your internet service provider for assistance with the above problems. Their technical support can walk you through



installation and configuration of software. Locate their technical support phone number on your billing statement or their homepage.

- o Be sure you have the necessary technical knowledge, equipment, and software to succeed in an online course. Foothill College does not have the resources to help with technical problems that occur on **YOUR** end. We will ensure connectivity on our servers/ software.