



DENTAL ASSISTING PROGRAM APPLICATION INSTRUCTIONS

Application deadline: **August 1st or until program is filled**

The Dental Assisting Application is now available online. Please make sure that you give yourself enough time to read through the instructions so that you can submit a complete application by the deadline. Please follow the instructions below in order to submit your application.

Before you apply:

1. In order to apply online, you must obtain a campus wide identification number (CWID). If you don't have a CWID, you may obtain one by submitting an application to Foothill College, at no cost to you. For more information on how to do this, please visit [Foothill College's Registration Website](#)
2. Required Documents: If accepted and you enroll in the program, you will need to order and bring official transcripts to Foothill College Dental Assisting Program Director.
3. Please see our [Sample Dental Assisting Program Application](#). This sample looks very similar to the actual application. As a result, you may use it as an example of the information you will be submitting when you apply. Feel free to fill it out!

Begin your application

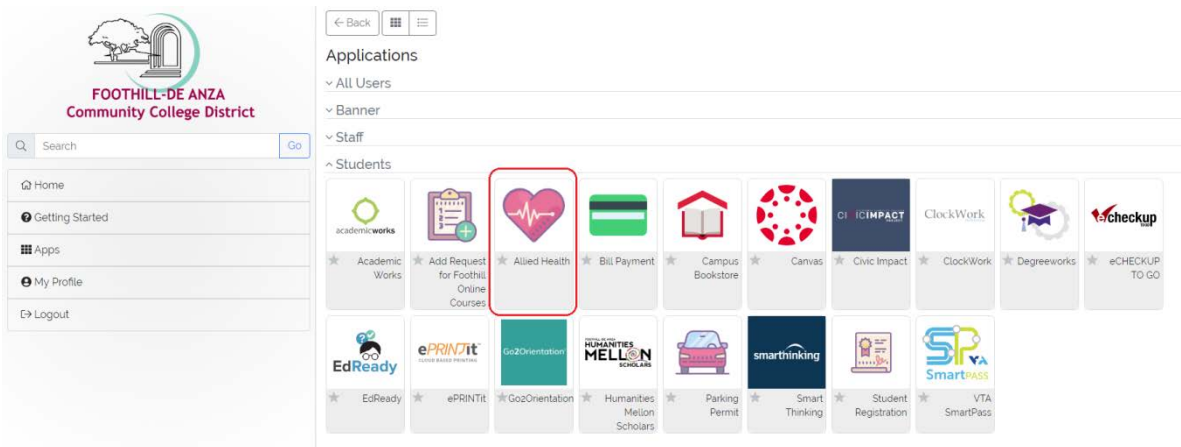
1. When you are ready, begin by log into [MyPortal](#) using your CWID and password

2. Click on **Apps**

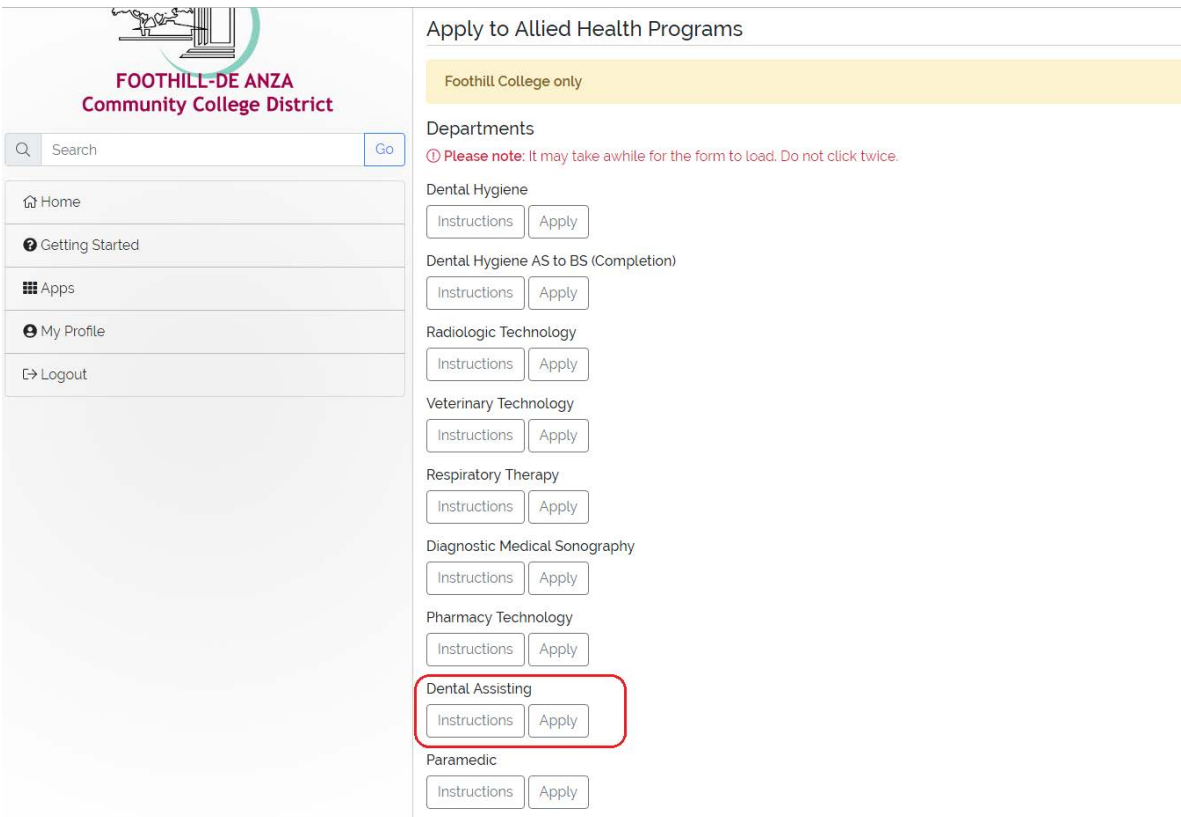
Tasks

No outstanding tasks found, you are caught up!

3. Find the **Allied Health** under Students Tab



4. Find **Dental Assisting** and click **Apply**



5. Fill out and complete your application. Your application progress will be saved until the deadline, or until the program is filled – whichever comes first. You will receive an email after you've begun your application, to the email displayed on your application.

Adobe Sign

Options ▾

Test: Dental Assisting Fall 2018

26

You need to complete 26 required field(s).

2018

FOOTHILL COLLEGE DENTAL ASSISTING APPLICATION

NAME: Abad Danilo

Last First Middle

Foothill Student CWID Number (required): _____


If you don't have a FH ID number, you will need to register at: <http://www.foothill.edu/admissions.php>

There is no cost involved to register for the college.

6. **Submit your application** – Please make sure to review your application thoroughly, for accuracy. Once all the required fields are filled including signature, printed name and date, there will be a blue button "Click to Sign" appearing at the bottom. Click "Click to Sign" button to submit your application.

Please note: the application will not be completed if the button is not clicked.

My signature verifies the accuracy of my application:

 <small>Danilo Abad (Jul 27, 2017)</small>	Danilo Abad	Jul 27, 2017
Signature	Printed Name	Date

I agree to the [Terms of Use](#) and [Consumer Disclosure](#) of this document

Click to Sign

7. You will be receiving an email confirming that you've successfully submitted your application, along with a copy of it, for your records. The email will be sent to the email linked to your MyPortal account, and displayed on the first page of the application.