



Spring 2018

# Basic Needs Insecurity Survey Presentation

ASFC  October 11, 2018

Foothill Institutional Research & Planning  
Ben Kaliczak, Research Assistant  
Elaine Kuo, College Researcher

# The Food, Housing, and Transportation Security Survey



## Survey

Modeled after the Wisconsin HOPE Lab's instrument


## Transportation

Added questions to customize



## Spring 2018

All enrolled students received an email invite with survey link embedded



**2,021 (11%)**

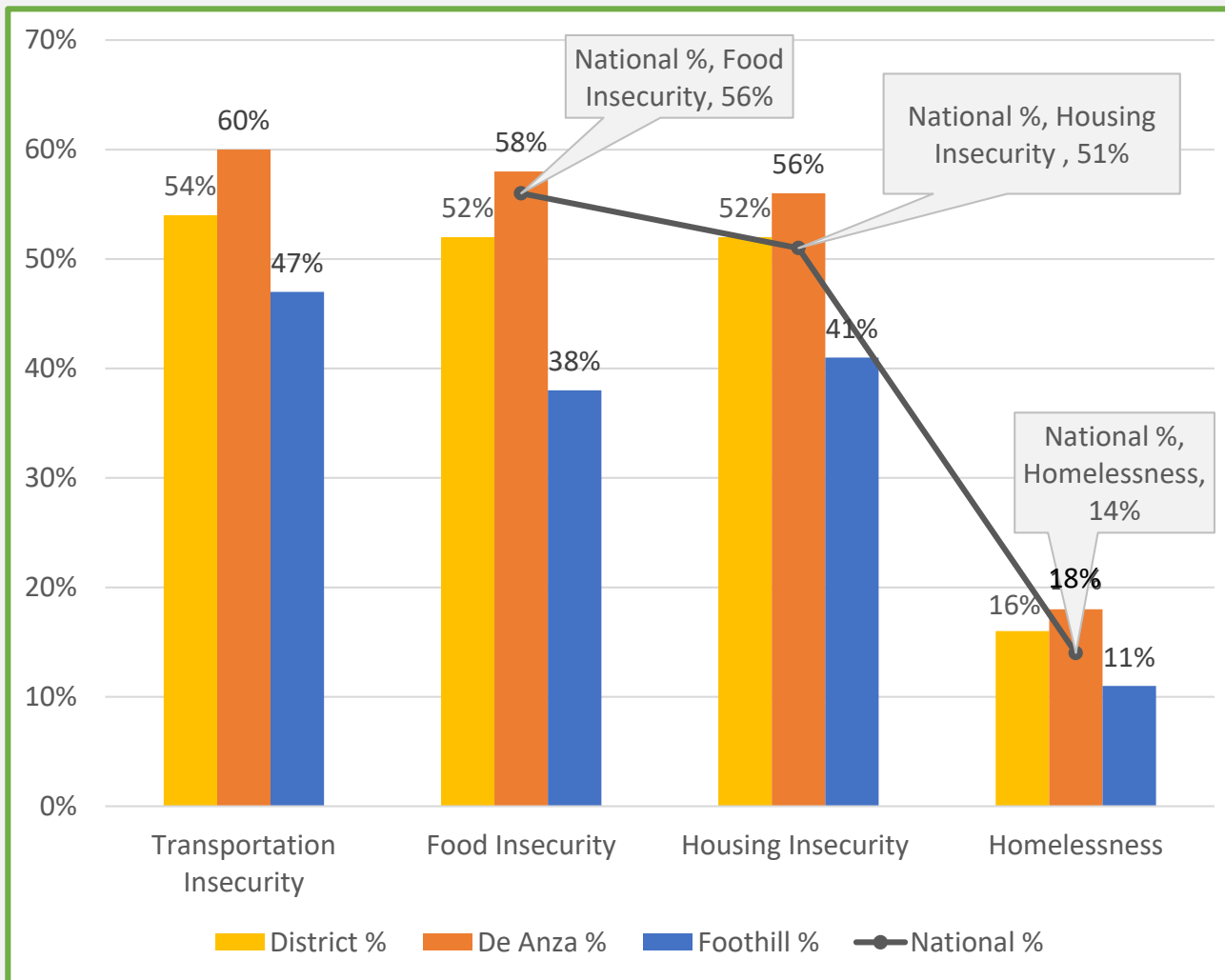
De Anza students participated in the survey

**781 (7%)**

Foothill students participated in the survey

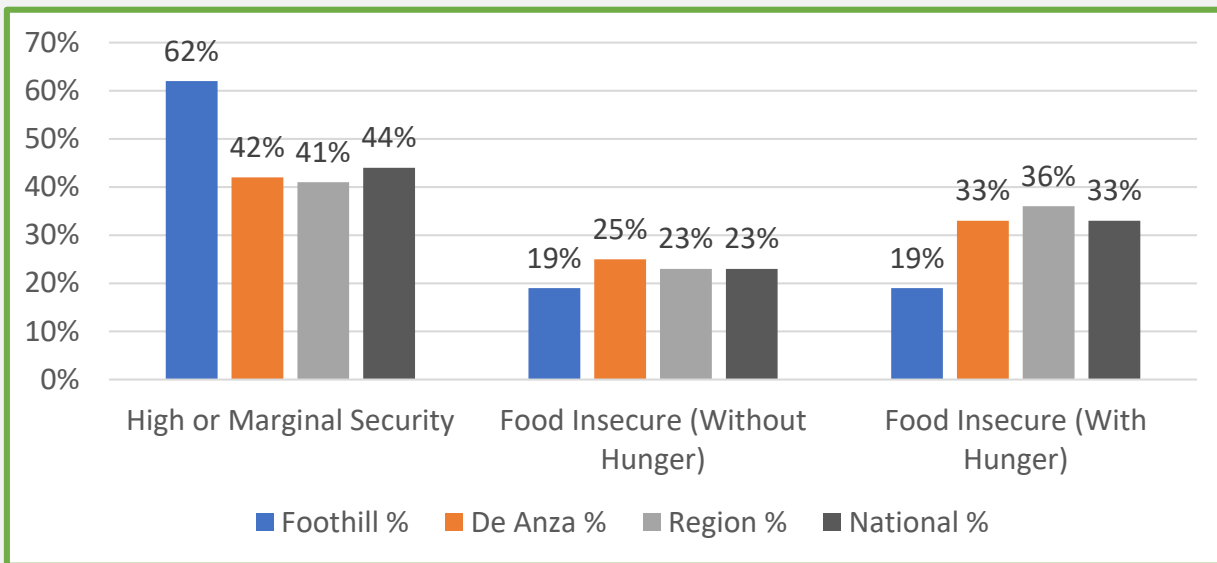
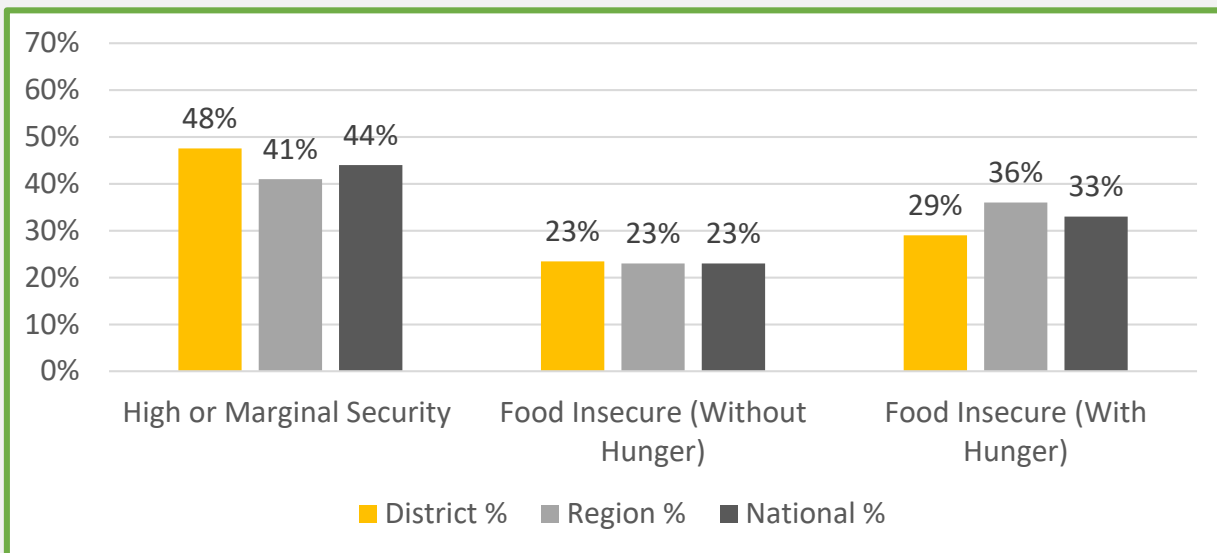
## Basic Needs Insecurity Among Respondents

- Rates of insecurity among Foothill-De Anza respondents were high in all four categories
- Basic needs insecurity rates among De Anza respondents often approached or exceeded national and regional rates
- Foothill respondents' insecurity rates often approached or were lower than national and regional rates





# Food Insecurity



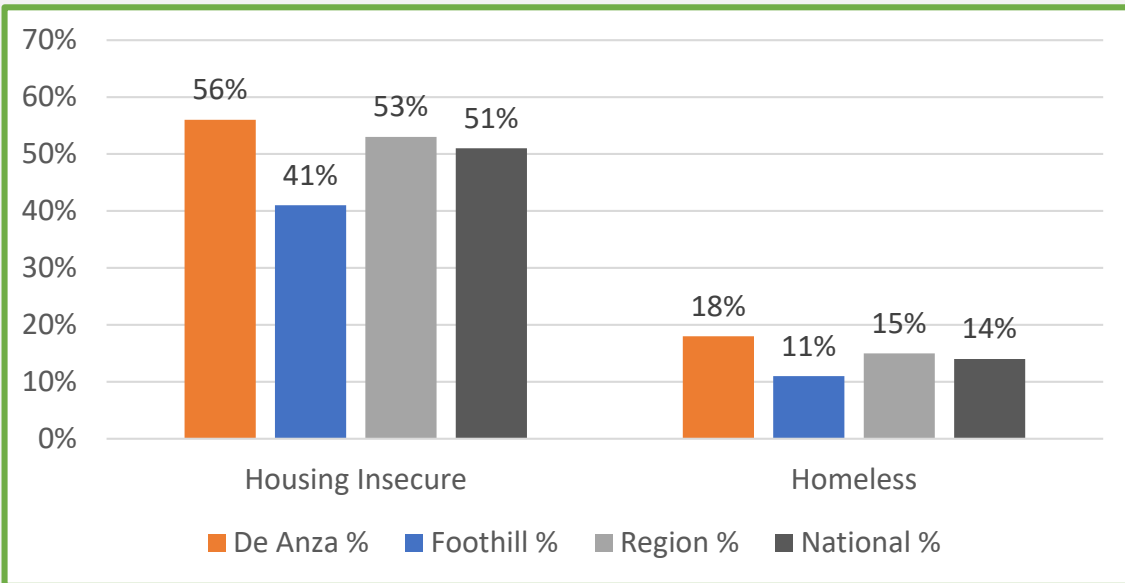
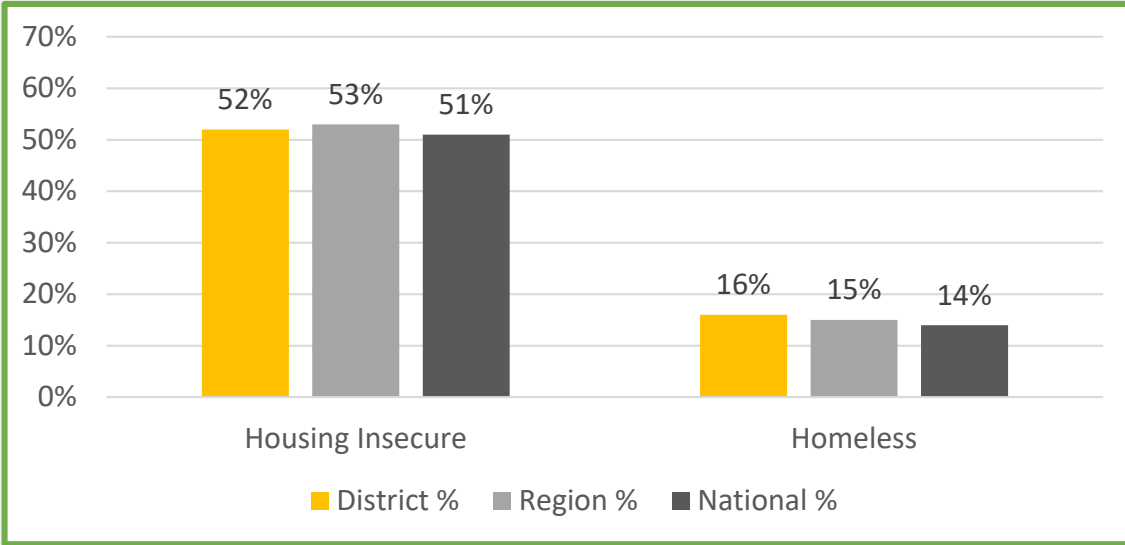
## Highest Rates of Affirmative Responses (past 12 months):

- *I couldn't afford to eat balanced meals* (58% De Anza; 40% Foothill)
- *The food that I bought just didn't last and I didn't have enough money to get more* (52% De Anza; 32% Foothill)
- *Did you ever cut the size of your meals or skip meals because there wasn't enough money for food?* (50% De Anza; 33% Foothill)

\* Food Insecurity status was measured using the United States Department of Agriculture (USDA) Six-Item Short Form of the Food Security Survey Module.



# Housing Insecurity & Homelessness



## Highest Rates of Affirmative Responses to Housing Insecurity Items (past 12 months):

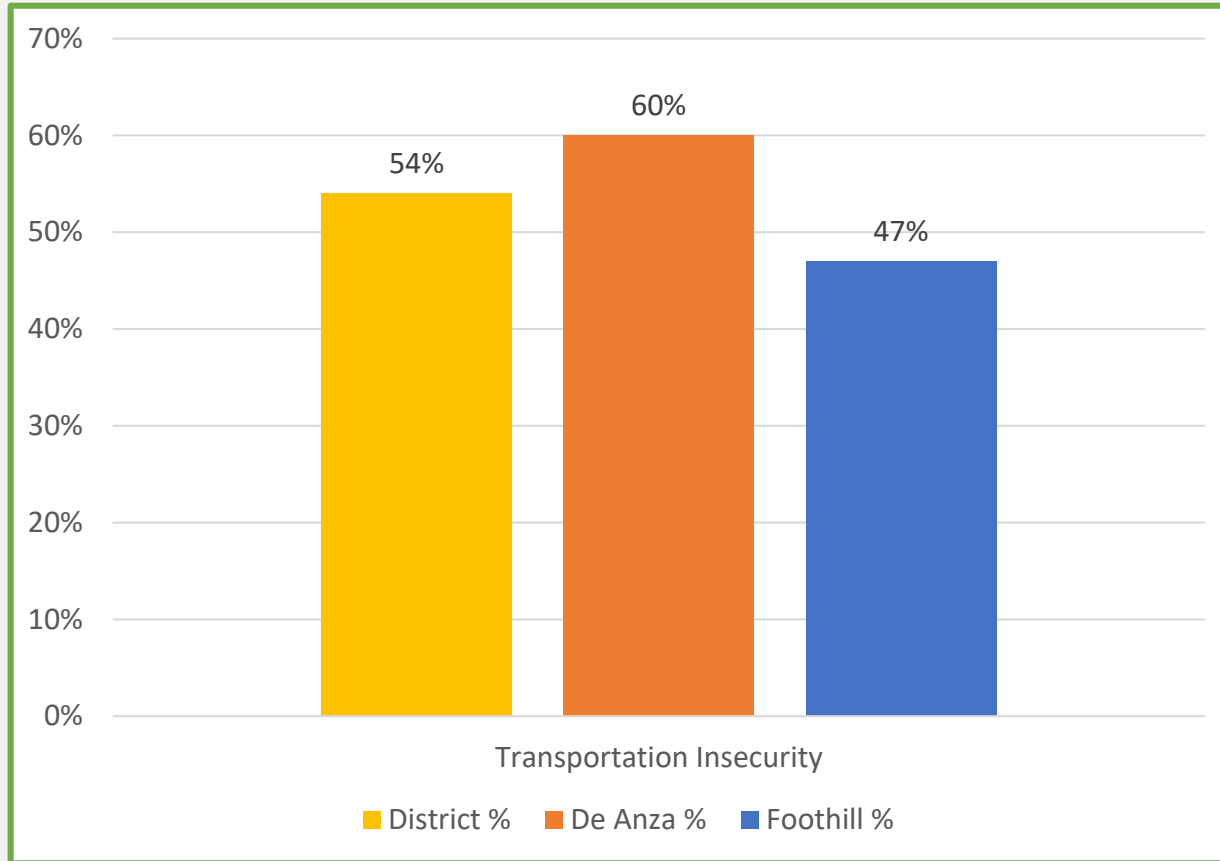
- *Doubled up or shared a room* (38% De Anza; 26% Foothill)
- *Moved in with other people due to financial problems* (31% De Anza; 20% Foothill)

## Highest Rates of Affirmative Responses to Homelessness Items (past 12 months):

- *Did not know where you were going to sleep, even for one night* (11% De Anza; 9% Foothill)
- *Didn't have a home* (10% De Anza; 5% Foothill)



# Transportation Insecurity



## Highest Rates of Affirmative Responses (past 12 months):

- *Spend two or more hours per day commuting to and from Foothill/De Anza (33% De Anza; 23% Foothill)*
- *Missed class because of an issue with public transportation (e.g. running late, missed a connection) (32% De Anza; 19% Foothill)*
- *Had to decide between using money for gas or public transportation to get to work versus to class (28% De Anza; 16% Foothill)*

\*Overall transportation insecurity (affirmative response to at least one of six questions) focused on Foothill students whose primary enrollment occurred in online courses because they did not have to commute to campus. Response rates from the six individual questions related to transportation insecurity reports all student responses.



# What students said

I used to qualify for **free lunch** and breakfast at school. This comprised most of my calories for those years... **Access to healthy food** is a big deal to poor students.

I'm transgender. **LGBT** people like me can have unsupportive families. The three things that kept me going were the Clipper card **VTA eco pass**, cafeteria food, and a friendly community.


I have been **homeless some months**, living out of my car or couch surfing.

I take **online classes** because I **can't afford** to drive or take transit to get there.

It is very hard to get **food stamps** where you **don't have a home address**. You are also required to work 20 hours, which is difficult when you have childcare issues.

I take **three bus transfers** ...It has been **mentally exhausting** to simply get to campus since I have an 8 am class and at times would have to **leave** my house **before sunrise**.

More information about help. I have noticed that info about **food** and **transportation** help is not spoken about.



**#RealCollegeSurvey is coming!**

# Questions/Comments

Email invites with survey link embedded will be sent beginning October 15