

Student Planning Survey

Fall 2021

President's Briefing
August 16, 2021

Background

- Fall 2021 students
- Online web survey
- July 28 to August 13, 2021
- Incentive offered
- Two batches to account for ongoing registration

Student Respondents

915

Total headcount = 6,729 | Response rate = 14% | Based on registration data from August 13, 2021.

Student Respondents by Ethnicity

Survey

27%

3%

3%

22%

26%

Asian

Black

Filipinx

Latinx

White

Fall 2021

30%

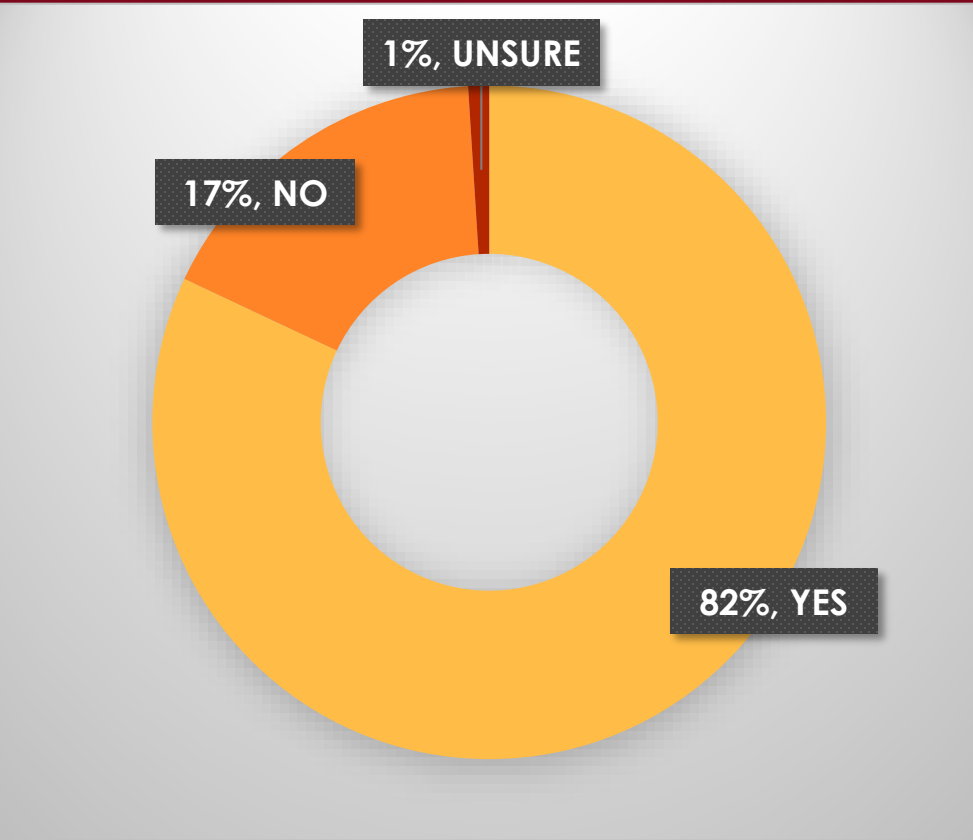
4%

5%

28%

27%

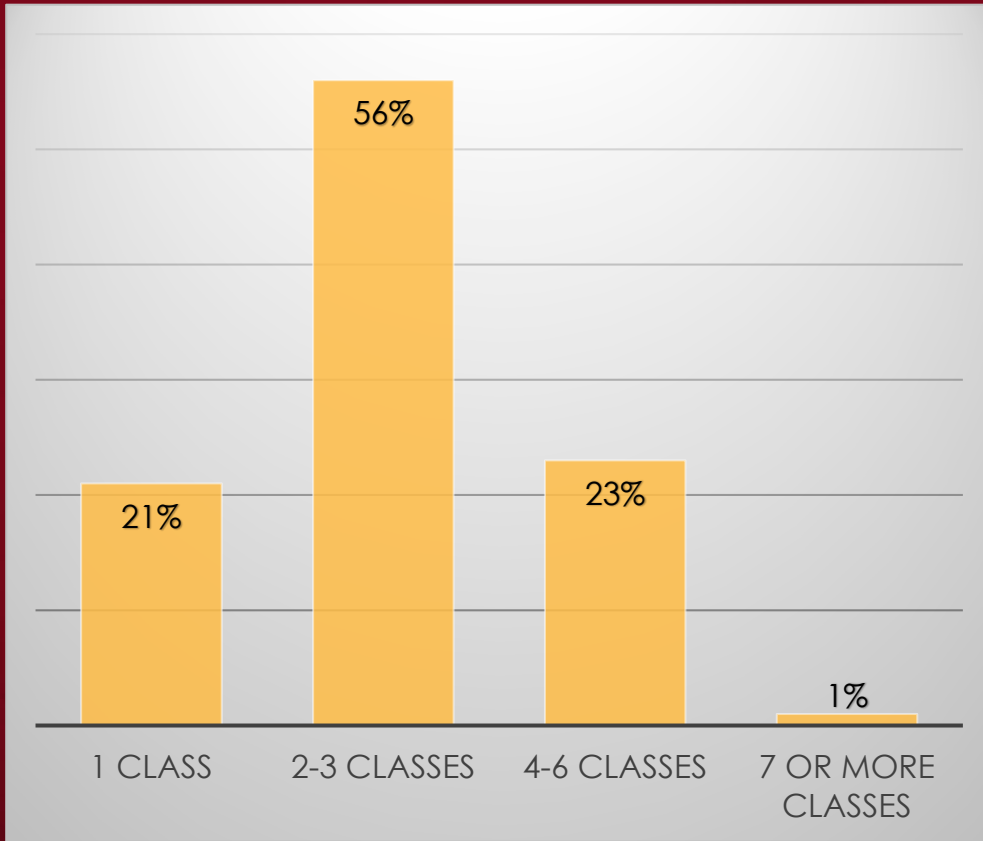
Total headcount=6,729 | Based on registration data from August 13, 2021.



Q: Have you enrolled in classes at Foothill BEFORE fall quarter 2021?

A: Majority of students have enrolled in classes at Foothill BEFORE fall quarter 2021.

N=909



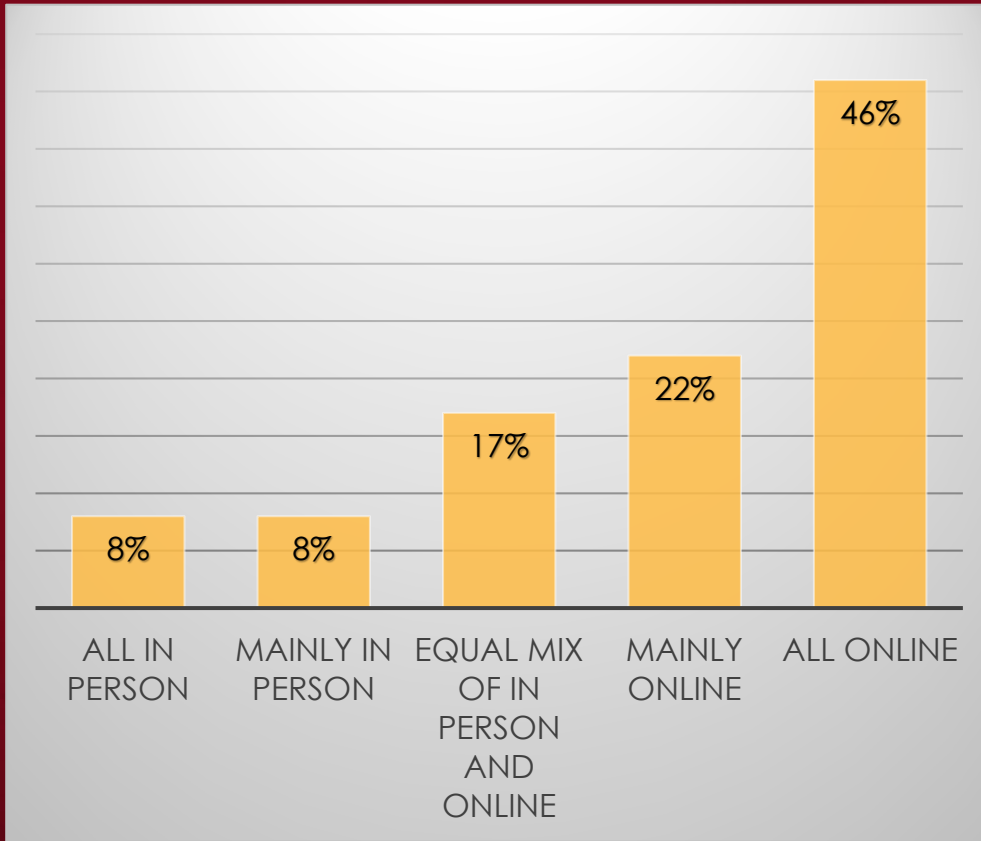
N=906

Q: How many classes are you registered for or planning to register for this fall?

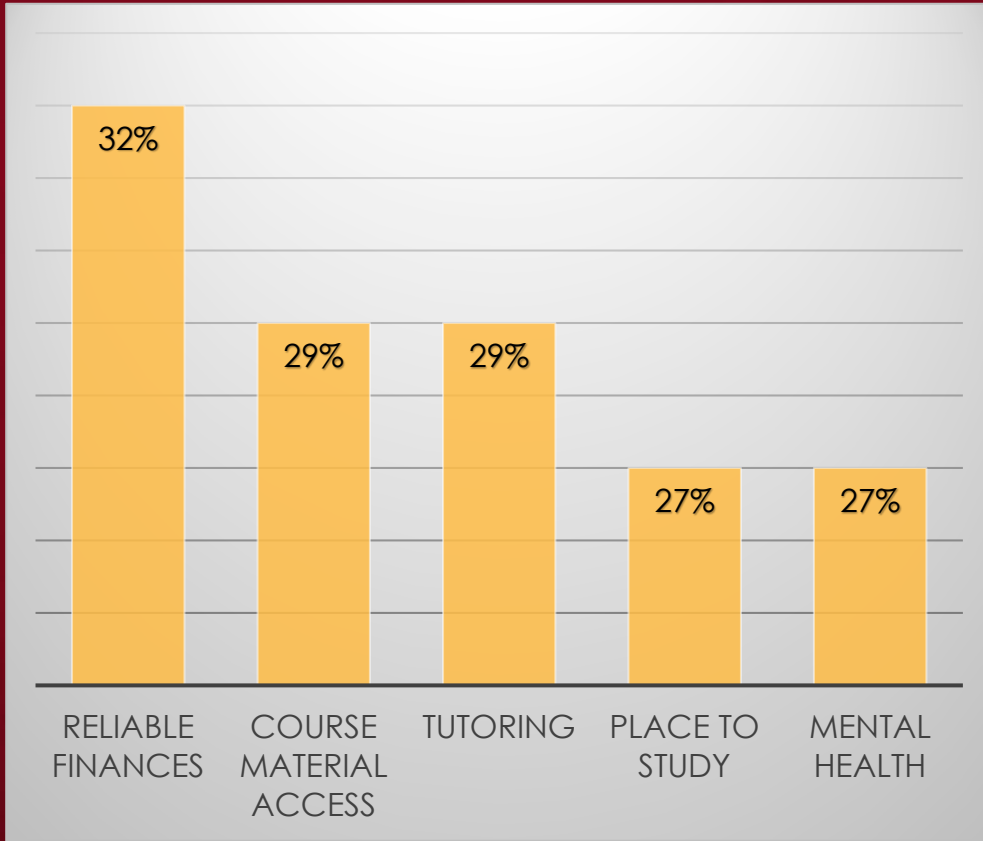
A: More than half of students are registered or plan to register for between 2 to 3 classes.

Q: How will you be taking classes at Foothill this fall?

A: Majority of students are enrolled in mainly online or all online classes.



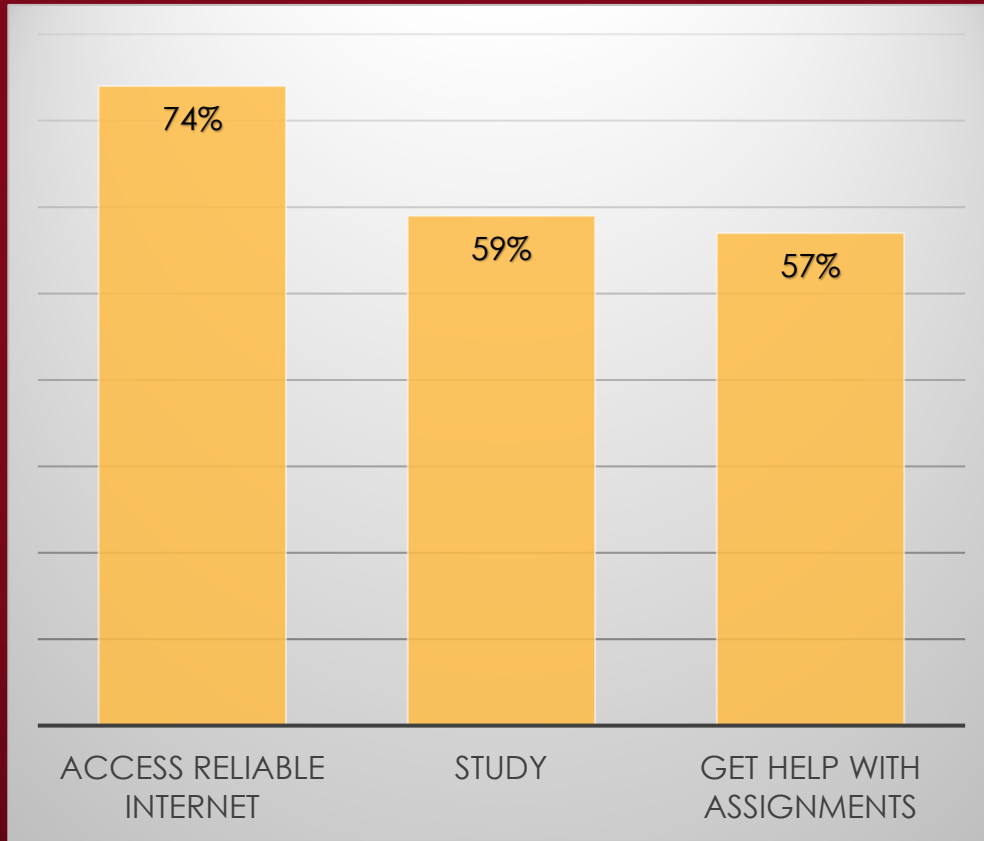
N=906



Q: What issues are a significant concern where your ability to remain enrolled and/or be successful in your classes may be affected?

A: At least one out of four students identified their finances, learning resources access, or mental health

Other available response options included: Computer/Mobile device access (24%); Reliable transportation (22%); Technology troubleshooting (21%); Reliable housing (19%); Reliable food source (18%); Disability issue(s) (12%)



Q: What activities would be very important to do in person on campus this fall?

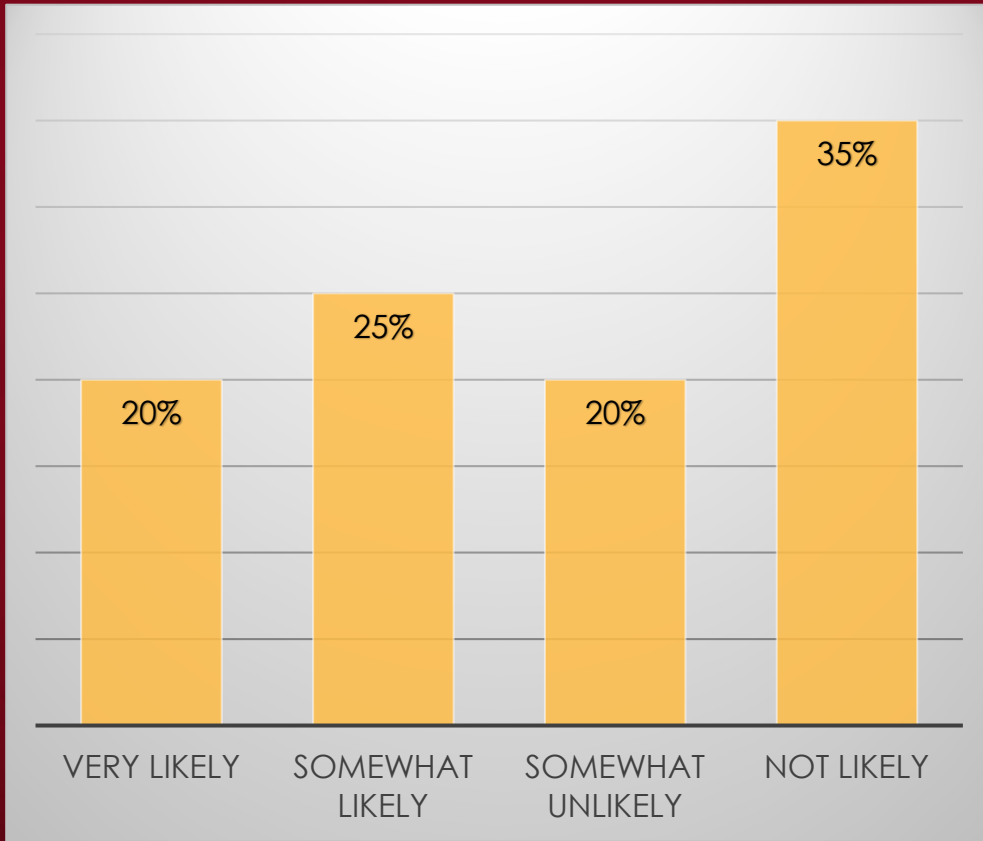
A: Top 3 activities include accessing reliable internet, studying, getting help with assignments.

Other available response options included: Meet with counselors (53%); Check out books/reference materials (53%); Use computers/printers (53%); Interact with instructors/staff (52%); Purchase food (30%); Hang out with other students (24%); Participate in student clubs (19%)

Which student support services should begin offering in-person services?

- Counseling
- Admissions & Records
- Library
- Bookstore
- Financial Aid

Other services to be rank ordered include: Tutoring (#6); Psychological Services (#7); DRC (#8); Student Activities (#9); VRC (#10)



N=909

Q: What is the likelihood you would come to campus for in-person services even if you are registered for online classes only?

A: More than half of students somewhat unlikely or not likely to use in-person services.

COVID-19 Perspectives

- Some students will not be vaccinated
- Some students have concerns
 - Vaccine mandate
 - Social distancing
 - Delta variant
 - Instructor flexibility

Summary

- Most students are familiar with Foothill
- Majority are enrolled in mainly or all online classes
- Students concerned about their finances, access to internet, and instructional support services
- Students prefer online and in-person options

Elaine Kuo
College Researcher

kuoelaine@fhda.edu

649.949.6198

If you have any additional questions or comments please contact me or visit
foothill.edu/program.